Advertising Tent Plus 10.0' x 15.0' With 3 Walls

Canopy with 1 10.0' Half Wall & 2 15.0' Full Walls

Finished Print Size: N/A

Data Format: 1071.9cm x 535.1cm (finished print size & bleed)

WE USE A FULLY AUTOMATED ARTWORK CHECKING SYSTEM

- To ensure the quickest and most accurate verification and reproduction of your artwork, please use the template on page 2.
- Follow all artwork specifications & guidelines and do not alter the template lines, artboard (Adobe® Illustrator®) or canvas size (Adobe® Photoshop®).
- You must follow these instructions to ensure your delivery time.
- For a full list of artwork specifications & requirements, please visit our website.

THINGS TO DO:

- Extend all artwork out to the templates magenta bleed line.
- Keep text, logos & important images inside the gray image safety line or they might get cut off.
- Outline all fonts.
- Embed all placed images.
- If using Adobe® Photoshop®, delete all template lines before submitting your file.
- Design with 100% opaque PANTONE® Color Bridge® colors for more accurate color repoduction.*
- Submit all artwork files in CMYK color space mode.
- ONLY SAVE AND SEND PAGE 2 WITH YOUR ARTWORK.

THINGS TO KNOW:

- The template is at 1:10 scale. DO NOT resize it.
- A minimum resolution of 800dpi is required for all raster (pixel) images. Higher resolutions are preferred.
- DO NOT alter the template in any way.
- DO NOT use any of the template spot colors in your artwork. Anything using these colors is viewed as part of the template and is automatically removed by our system.
- If multiple images are selected for a product, submit one file per image.
- For multiple print and/or double print products, please design on all layouts within the template even if the layout graphics are the same.

MAIN TEMPLATE LINES:

BLEED LINE:

The MAGENTA line shows the bleed line. Please extend artwork to this line if it goes to or past the finished size.

STITCHING LINE:

The BLACK line shows the stitching line.

FINISHED SIZE LINE:

The CYAN line shows the finished size.

IMAGE SAFETY LINE:

The GREY line shows the image safety line. Keep all text, logos & important images inside the safety line or they might get cut off.

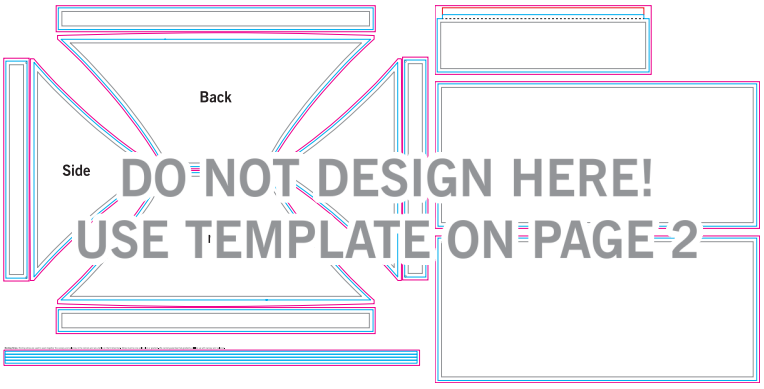

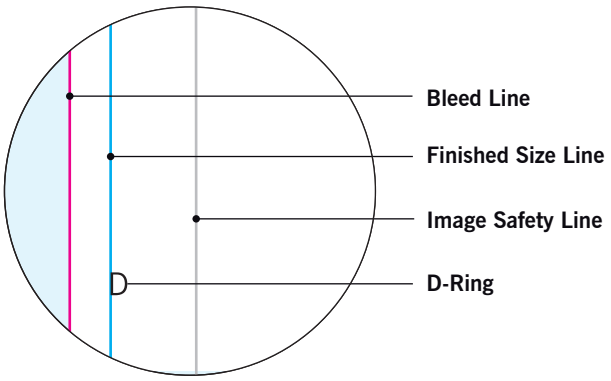

Warning: We cannot guarantee artwork alignment across any seam. Complaints based on that will not be accepted.

* Due to the nature of the CMYK printing process, the reproduction of PANTONE® colors is not always 100% possible. Please reference a Pantone® Color Bridge® book to receive a process color simulation. Further information can be found on our website.

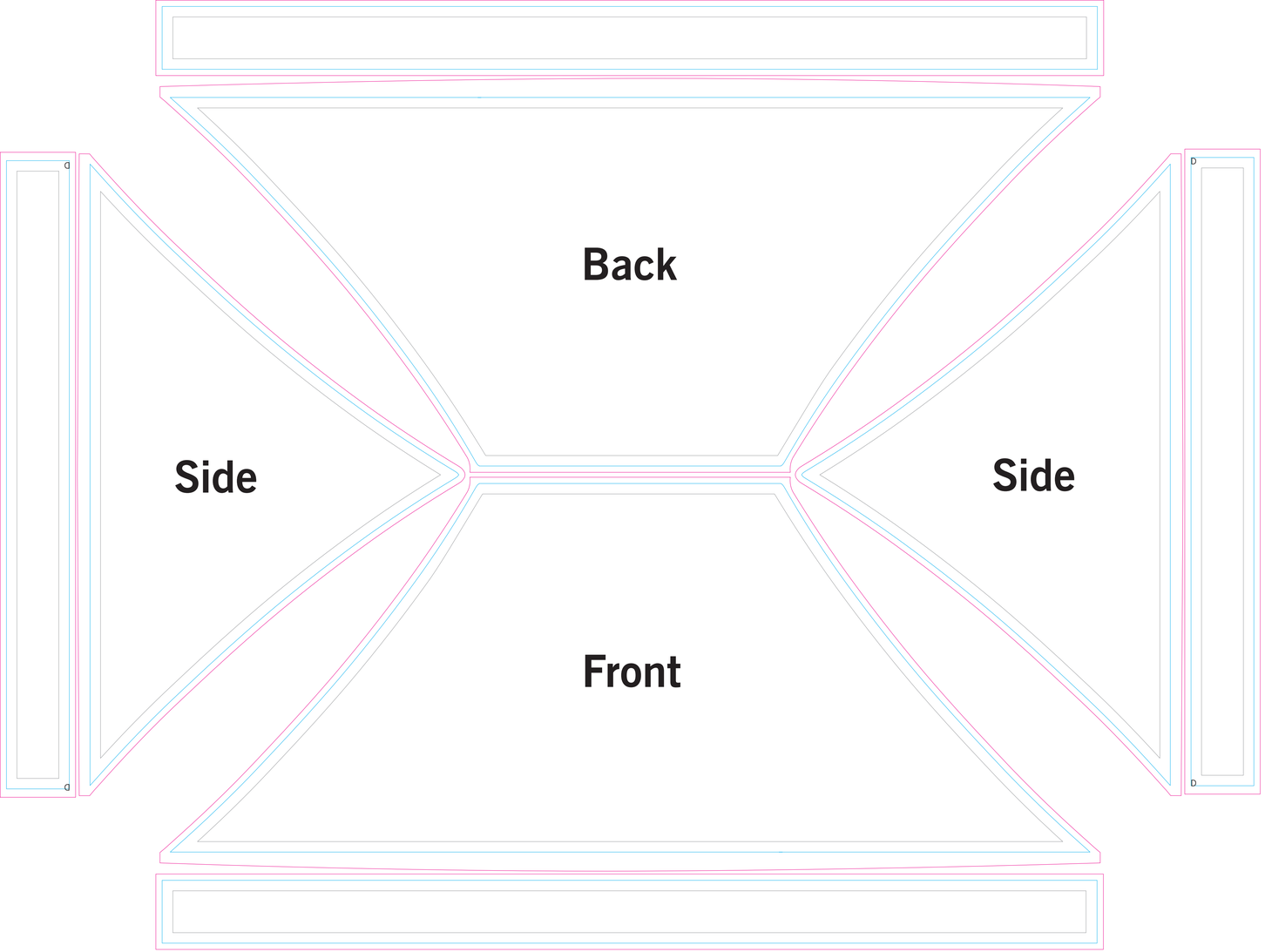



Binding Strips: Binding strips are used to seam together the canopy and valances in the corners and are visible on the finished tent. Strips must be one solid color or gradient. We cannot guarantee that gradients will line up with canopy and valances.