Bowflag® Basic
XSmall Straight Double-Sided

Finished Print Size: 1.6' x 4.9' (W x H)
Data Format: 116.2cm x 152.9cm (finished print size & bleed)

WE USE A FULLY AUTOMATED ARTWORK CHECKING SYSTEM

- To ensure the quickest and most accurate verification and reproduction of your artwork, please use the template on page 2.
- Follow all artwork specifications & guidelines and do not alter the template lines, artboard (Adobe® Illustrator®) or canvas size (Adobe® Photoshop®).
- You must follow these instructions to ensure your delivery time.
- For a full list of artwork specifications & requirements, please visit our website.

THINGS TO DO:

- Extend all artwork out to the templates magenta bleed line.
- Keep text, logos & important images inside the gray image safety line or they might get cut off.
- Outline all fonts.
- Embed all placed images.
- If using Adobe® Photoshop®, delete all template lines before submitting your file.
- Design with 100% opaque PANTONE® Color Bridge® colors for more accurate color repoduction.*
- Submit all artwork files in CMYK color space mode.
- ONLY SAVE AND SEND PAGE 2 WITH YOUR ARTWORK.

THINGS TO KNOW:

- The template is at 1:10 scale. DO NOT resize it.
- A minimum resolution of 360dpi is required for all raster (pixel) images. Higher resolutions are preferred.
- DO NOT alter the template in any way.
- DO NOT use any of the template spot colors in your artwork. Anything using these colors is viewed as part of the template and is automatically removed by our system.
- If multiple images are selected for a product, submit one file per image.
- For multiple print and/or double print products, please design on all layouts within the template even if the layout graphics are the same.

MAIN TEMPLATE LINES:

BLEED LINE:
The MAGENTA line shows the bleed line. Please extend artwork to this line if it goes to or past the finished size.

STITCHING LINE:
The BLACK line shows the stitching line.

FINISHED SIZE LINE:
The CYAN line shows the finished size.

IMAGE SAFETY LINE:
The GREY line shows the image safety line. Keep all text, logos & important images inside the safety line or they might get cut off.

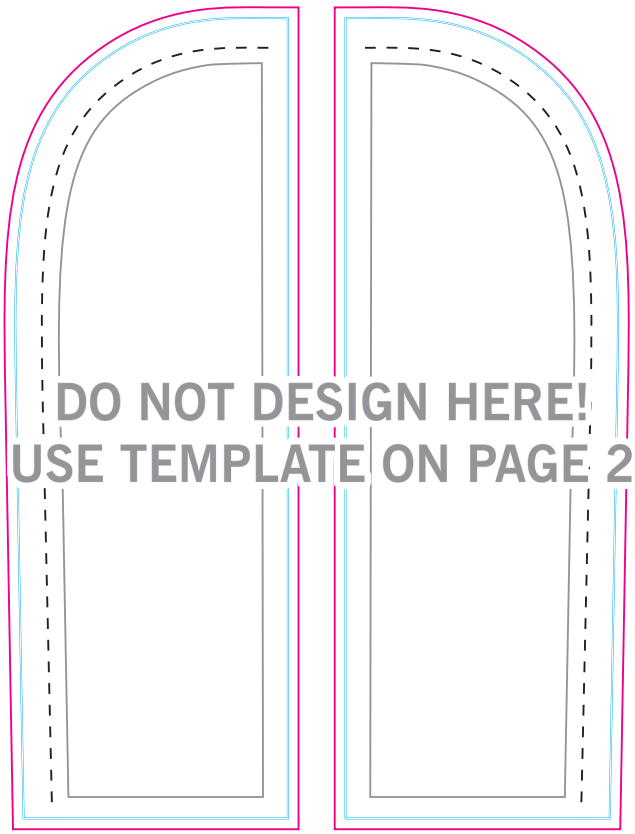

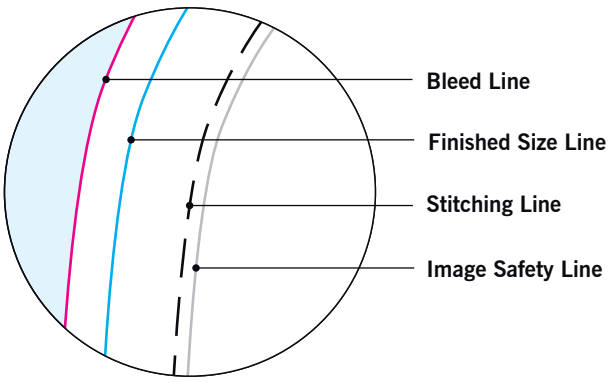
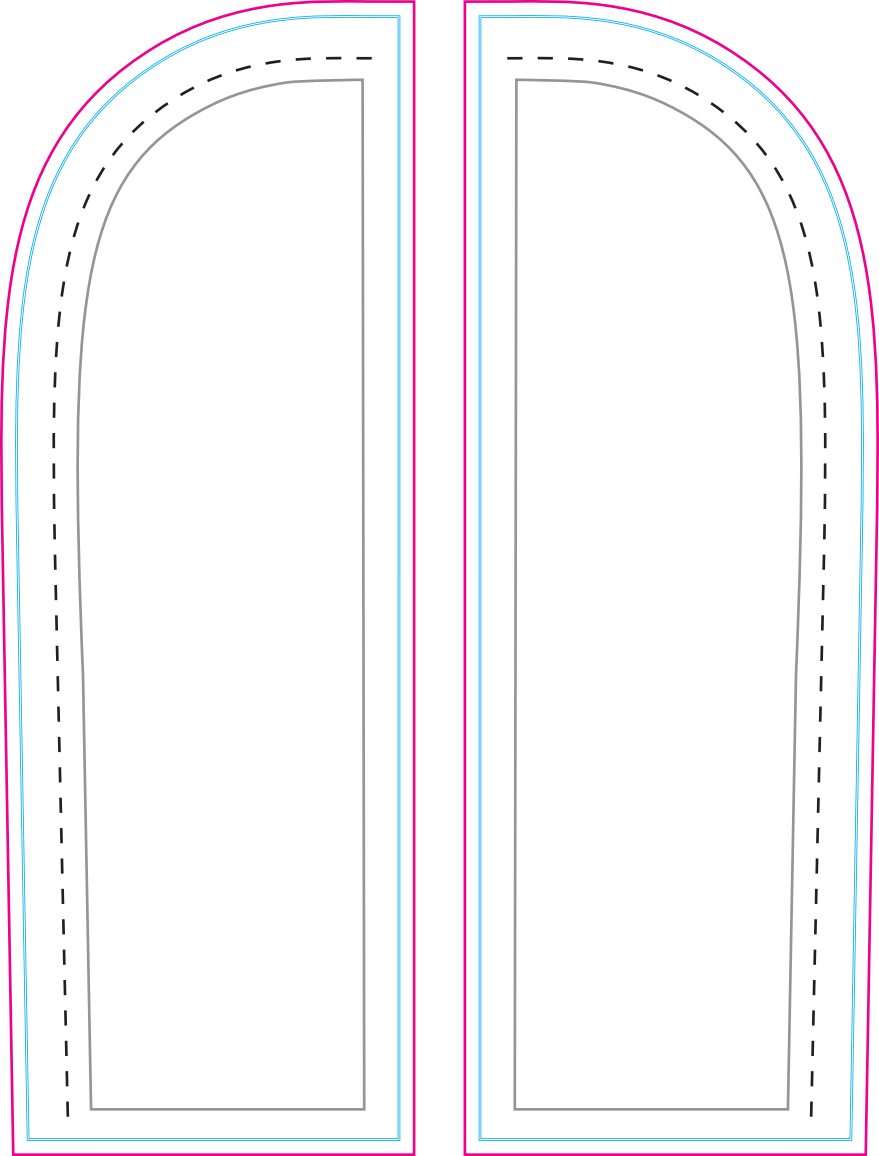
* Due to the nature of the CMYK printing process, the reproduction of PANTONE® colors is not always 100% possible. Please reference a Pantone® Color Bridge® book to receive a process color simulation. Further information can be found on our website.